


POTTER'S

choice

FLUX

ADVANTAGE



PCF-74 River Birch over
C-29 Deep Sea. Fired to Cone 6.



Cone 5/6




POTTER'S choice FLUX

Category: Mid-High Fire Glaze
Firing Temperature: Cone 5 - Cone 6


Tiles are AMACO 11-M A-Mix White Stoneware Clay, Fired to Cone 5.



PCF-3 Midnight Run 



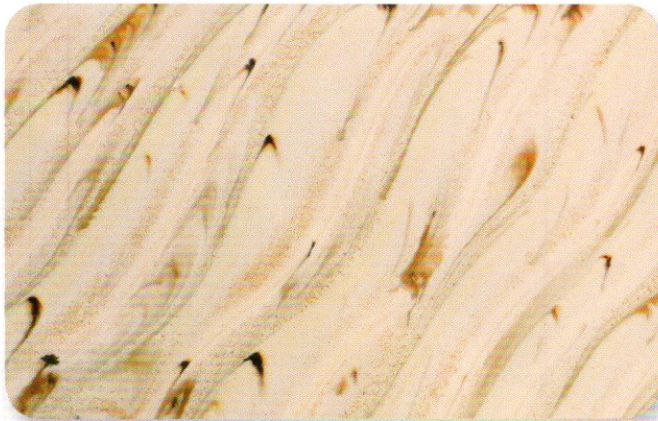
PCF-18 Honeydew 




PCF-19 Cirrus Flow 



PCF-54 Flux Blossom 



PCF-74 River Birch 



PCF-75 Moss Mist 

the **POTTER'S CHOICE FLUX ADVANTAGE**

- Based on the widely popular PC-17 Honey Flux glaze
- Great for layering with other Potter's Choice glazes, AMACO Celadons, or AMACO Shino glazes
- Variety of beautiful colors
- Available in 16oz liquid for brushing
- Can be used alone or layered to soften the colors of other glazes and increase flow.

FAQ

Apply to... Cone 04 Bisqueware

Fire to... Cone 5 - Cone 6

Food safe? Yes. All Potter's Choice Flux glazes hold a food safety status.

TIPS AND TRICKS

- Beautiful on textured surfaces where the glazes can break and show the clay body color.
- Moss Mist and River Birch can run. Apply fewer or thinner coats near the base of the ware when glazing.
- Stir or shake River Birch well before glazing.

Not getting the results you expected?

If your Potter's Choice pieces aren't turning out quite like ours, chances are you still aren't applying the glaze thick enough, especially when layering glazes. Everyone applies glaze differently, and a heavy hand for one person may be light for another. Go to www.amaco.com/how_tos and check out our "Brushing on Glazes" video to see how we achieve our results.




Glazing with Potters Choice

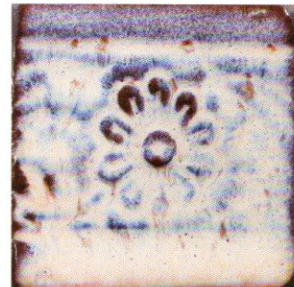


CLAY

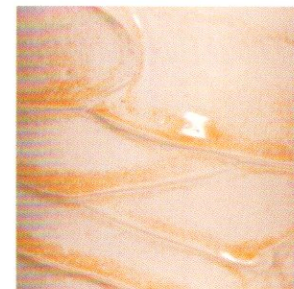
Clay body can affect your work just as much as glaze. Check out how PCF-54 Flux Blossom shifts from clay body to clay body.



AMACO 11-M A-Mix
White Stoneware Clay



Black Stoneware




Porcelain

LAYERING

Head to www.amaco.com/layering for specs and to check out tons of other layering combinations!

Potter's Choice Flux over Potter's Choice Flux

PCF-19
Cirrus Flow
over
PCF-54
Flux Blossom



PCF-3
Midnight Run
over
PCF-19
Cirrus Flow



Potter's Choice Flux over Potter's Choice

PCF-19
Cirrus Flow
over
PC-45
Dark Green



PCF-74
River Birch
over
PC-62
Textured
Amber Brown



Potter's Choice over Potter's Choice Flux

PC-52
Deep Sienna
Speckle
over
PCF-54
Flux Blossom



PC-26
Blue Lagoon
over
PCF-75
Moss Mist



Potter's Choice Flux over Celadons

PCF-3
Midnight Run
over
C-36 Iron



PC-54
Flux Blossom
over
C-54
Snapdragon



Potter's Choice Flux over Shino

PCF-19
Cirrus Flow
over
SH-41
Oolong
Gloss



PCF-74
River Birch
over
SH-52
Hibiscus
Matte



get INSPIRED



Visit our Cone 5/6 Glaze Forum page at [Facebook.com/groups/potterschoiceex](https://www.facebook.com/groups/potterschoiceex) to find inspiration, share results, and discuss with other AMACO customers!


APPLICATION

Most Potter's Choice Flux Glazes benefit from a heavy-handed application. See below the PCF glazes showing 1 coat, 2 coats, and 3 coats all fired to Cone 5.


PCF-3
Midnight Run




PCF-18
Honeydew



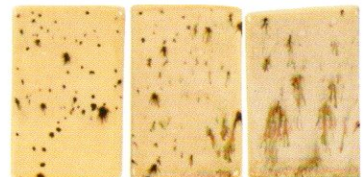
PCF-19
Cirrus Flow




PCF-54
Flux Blossom



PCF-74
River Birch



PCF-75
Moss Mist



Questions? Email customer@amaco.com